


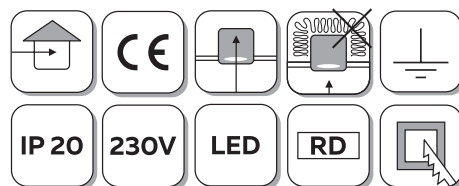
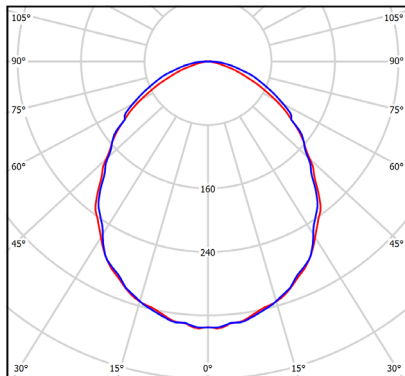
CLAY RCW



CLAY RCW is a luminaire for installation in a suspended ceiling with "invisible frame"
The model is complete with LED modules and drivers PHILIPS. A wide range of indoor applications for offices, shops, conference rooms and more.

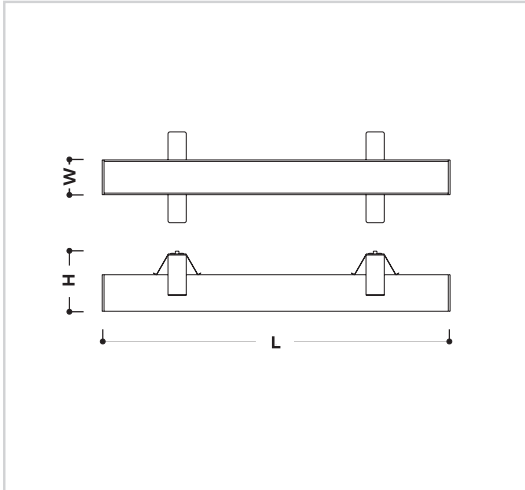
PRODUCT DESCRIPTION:

Efficiency of LED module: over 140lm / W
The light flux (Lm) can be changed in a range other than the one specified - on request
High CRI color rendering > 90.
For CRI > 80 on request
Option: Dimmable DALI or 1-10V
Option: Emergency Module
Degree of protection: IP21
Long life: 50,000 hours
Corpus: Aluminium
Difuzer: polycarbonate opal
Warranty: 5 years



Operation Lifetime: 50000h

CLAY RCW



DIMENSIONS:

- 565x57x60mm
- 845x57x60mm
- 1125x57x60mm
- 1405x57x60mm
- 1685x57x60mm
- 1965x57x60mm
- 2245x57x60mm
- 2525x57x60mm
- 2805x57x60mm

CONFIGURATION REF. = A+B+C+D
example: AA0924 F22E930-W-TD-EA1 /+Accessories/

A

REF.	Dimensions L/W/H	Power W	Luminous flux Lm	Color temperature K	Efficiency Lm/W	CRI	LED module and driver
AA0927 F22E930	565x57x60mm	18.3 W	1672 Lm	3000 K	91 Lm/W	>90	PHILIPS
AA0927 F22E940	565x57x60mm	18.2 W	1760 Lm	4000 K	97 Lm/W	>90	PHILIPS
AA1011 F33E930	845x57x60mm	25.0 W	2503 Lm	3000 K	100 Lm/W	>90	PHILIPS
AA1011 F33E840	845x57x60mm	25.0 W	2640 Lm	4000 K	106 Lm/W	>90	PHILIPS
AA0925 F44E930	1125x57x60mm	34.0 W	3343 Lm	3000 K	98 Lm/W	>90	PHILIPS
AA0925 F44E940	1125x57x60mm	35.0 W	3520 Lm	4000 K	101 Lm/W	>90	PHILIPS
AA1013 F55E930	1405x57x60mm	43.0 W	4180 Lm	3000 K	97 Lm/W	>90	PHILIPS
AA1013 F55E940	1405x57x60mm	43.0 W	4400 Lm	4000 K	102 Lm/W	>90	PHILIPS
AA0926 F66E930	1685x57x60mm	50.7 W	4980 Lm	3000 K	98 Lm/W	>90	PHILIPS
AA0926 F66E940	1685x57x60mm	50.7 W	5280 Lm	4000 K	104 Lm/W	>90	PHILIPS
AA3372 F77E930	1965x57x60mm	59.0 W	5840 Lm	3000 K	99 Lm/W	>90	PHILIPS
AA3372 F77E940	1965x57x60mm	59.0 W	6160 Lm	4000 K	104 Lm/W	>90	PHILIPS
AA2528 F88E930	2245x57x60mm	69.0 W	6640 Lm	3000 K	96 Lm/W	>90	PHILIPS
AA2528 F88E940	2245x57x60mm	69.0 W	7040 Lm	4000 K	102 Lm/W	>90	PHILIPS
AA3373 F110E930	2525x57x60mm	86.0 W	8320 Lm	3000 K	97 Lm/W	>90	PHILIPS
AA3373 F110E9340	2525x57x60mm	86.0 W	8800 Lm	4000 K	102 Lm/W	>90	PHILIPS
AA2530 F130E930	2805x57x60mm	96.0 W	9999 Lm	3000 K	104 Lm/W	>90	PHILIPS
AA2530 F130E940	2805x57x60mm	101.0 W	10600 Lm	4000 K	105 Lm/W	>90	PHILIPS
AA3374 F44E930	602x602x60mm	34.0 W	3343 Lm	3000 K	98 Lm/W	>90	PHILIPS
AA3374 F44E940	602x602x60mm	35.0 W	3520 Lm	4000 K	101 Lm/W	>90	PHILIPS

CLAY RCW

B

COLOR

WHITE	.W
OTHER RAL COLORS	ON REQUEST

C

DIMMABLE

DALI	.TD
1-10V	.D1-10

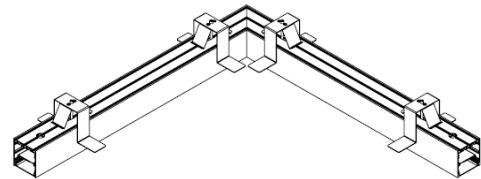
D

EMERGENCY

1h	.EA1
3h	.EA3

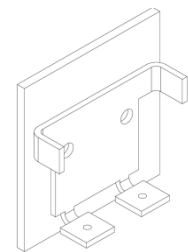
L DETAIL AA3374

DIMENSIONS: 601x601x60mm

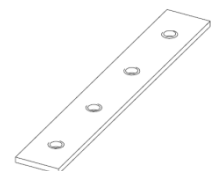


ACCESSORIES

AA0608 END CAP



AA0928 STRAIGHT CONNECTOR



AA0385 90° CONNECTOR

