

CLAY SF

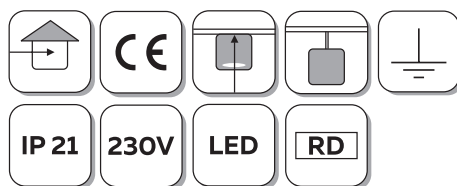
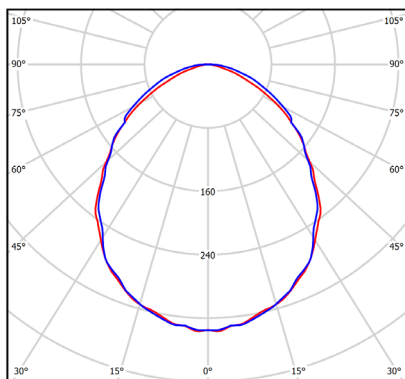


CLAY SF are lighting fixtures for mounting in a surface and pendant ceiling. The models are completed with LED modules and **PHILIPS** drivers. Wide range of indoor applications for offices, shops, schools, conference rooms, and more. Suitable for replacement of standard luminaires with fluorescent lamps.

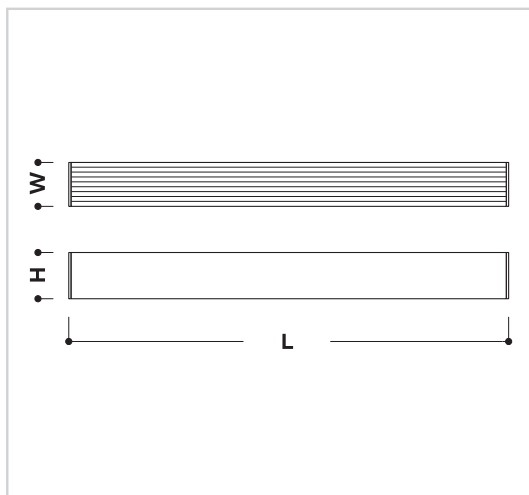
Can install in continuous lines and create shapes.

PRODUCT DESCRIPTION:

- LED module efficiency: > 130lm /W
- Luminous flux (Lm) can change in a different range other than the indicated- on request
- High color rendering CRI> 90
- Dimmable DALI
- Option-emergency unit
- Protection IP21
- Long life: 50,000 hours
- Body: aluminium
- Diffuser: polycarbonate opal
- Warranty: 5 years



CLAY SF



DIMENSIONS:

565x57x60mm
845x57x60mm
1125x57x60mm
1405x57x60mm
1685x57x60mm
1965x57x60mm
2245x57x60mm
2525x57x60mm
2805x57x60mm

CONFIGURATION REF. = A+B+C+D

example: AA0924 F22E930-W-TD-EA1 /+Accessories/

A

REF.	Dimensions L/W/H	Power W	Luminous flux Lm	Color temperature K	Efficiency Lm/W	CRI	LED module and driver
AA0924 F22E930	565x57x60mm	18 W	1672 Lm	3000 K	93 Lm/W	>90	PHILIPS
AA0924 F22E940	565x57x60mm	18 W	1760 Lm	4000 K	98 Lm/W	>90	PHILIPS
AA0847 F33E830	845x57x60mm	25 W	2503 Lm	3000 K	100 Lm/W	>90	PHILIPS
AA0847 F33E940	845x57x60mm	25 W	2639 Lm	4000 K	106 Lm/W	>90	PHILIPS
AA0042 F44E930	1125x57x60mm	35 W	3343 Lm	3000 K	96 Lm/W	>90	PHILIPS
AA0042 F44E940	1125x57x60mm	35 W	3519 Lm	4000 K	101 Lm/W	>90	PHILIPS
AA0499 F55E930	1405x57x60mm	43 W	4175 Lm	3000 K	97 Lm/W	>90	PHILIPS
AA0499 F55E940	1405x57x60mm	43 W	4399 Lm	4000 K	102 Lm/W	>90	PHILIPS
AA0920 F66E930	1685x57x60mm	51 W	4983 Lm	3000 K	98 Lm/W	>90	PHILIPS
AA0920 F66E940	1685x57x60mm	51 W	5280 Lm	4000 K	104 Lm/W	>90	PHILIPS
AA2386 F77E930	1965x57x60mm	59 W	5840 Lm	3000 K	99 Lm/W	>90	PHILIPS
AA2386 F77E940	1965x57x60mm	59 W	6160 Lm	4000 K	104 Lm/W	>90	PHILIPS
AA2309 F88E930	2245x57x60mm	69 W	6638 Lm	3000 K	96 Lm/W	>90	PHILIPS
AA2309 F88E940	2245x57x60mm	69 W	7038 Lm	4000 K	102 Lm/W	>90	PHILIPS
AA2394 F110E930	2525x57x60mm	75 W	8320 Lm	3000 K	111 Lm/W	>90	PHILIPS
AA2394 F110E940	2525x57x60mm	75 W	8800 Lm	4000 K	117 Lm/W	>90	PHILIPS
AA2307 F130E930	2805x57x60mm	96 W	9998 Lm	3000 K	104 Lm/W	>90	PHILIPS
AA2307 F130E940	2805x57x60mm	96 W	10600 Lm	4000 K	110 Lm/W	>90	PHILIPS

CLAY SF

B

COLOR

WHITE	.W
BLACK	.B
GRAY	.G
OTHER RAL COLORS	ON REQUEST

C

DIMMABLE

DALI	.TD
1-10V	.D1-10

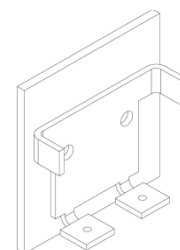
D

EMERGENCY

1h	.EA1
3h	.EA3

ACCESSORIES

AA0608 END CAP



AA0928 STRAIGHT CONNECTOR

