

**5** | warranty  
YEARS

## LEGACY LDU or LD

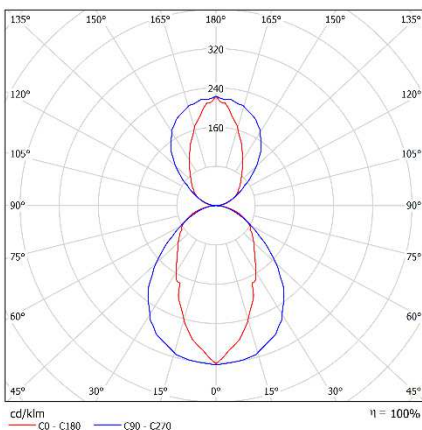


LEGACY LDU/LD are series of pendant lighting fixtures. The models are completed with LED modules and PHILIPS drivers. Wide range of indoor applications for offices, shops, schools, conference rooms, and more. Suitable for replacement of standard luminaires with fluorescent lamps. They can be installed in continuous lines and created shapes.

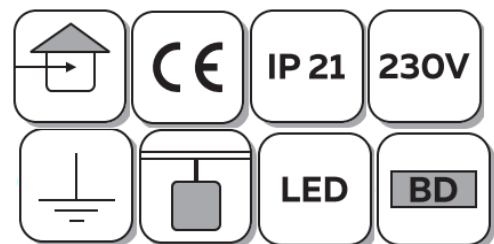
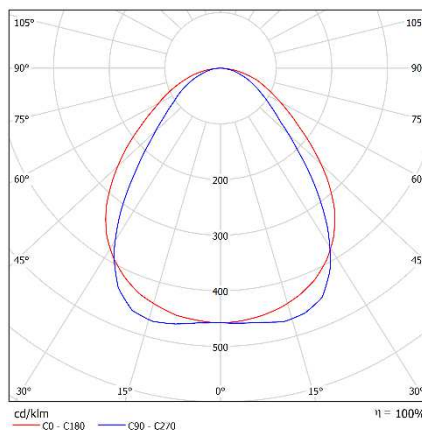
**Product description:**

- LED module efficiency: > 130lm /W
- Luminous flux (Lm) can change in a different range other than the indicated- on request
- High color rendering CRI> 90
- Dimmable
- Protection IP21
- Long life: 50,000 hours
- Body: aluminum
- Diffuser: polycarbonate
- UGR <19
- Warranty: 5 years

### LEGACY LDU DOWN&UP

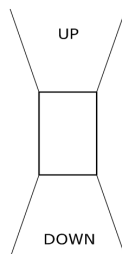
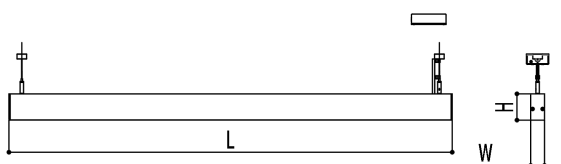


### LEGACY LD DOWN



**5** warranty  
YEARS

## LEGACY LDU



### DIMENSIONS:

846x68x36mm  
1120x68x36mm  
1680x68x36mm  
2519x68x36mm

### CONFIGURATION REF.= A+B+C

example: AA4253 55E930 LDU-W-TD

## A LEGACY LDU (Down & Up)

REF.No	Dimensions L/W/H	Power Down W	Luminous flux Down Lm	Power Up W	Luminous flux Up Lm	Color temperature K	Efficiency Lm/W	CRI	LED module and driver
AA4253 55E930 LDU	846x68x36mm	23 W	2937 Lm	15 W	1958 Lm	3000 K	129 Lm/W	>90	PHILIPS
AA4253 55E940 LDU	846x68x36mm	21 W	2937 Lm	14 W	1958 Lm	4000 K	140 Lm/W	>90	PHILIPS
AA4254 66E930 LDU	1120x68x36mm	28 W	3720 Lm	14 W	1860 Lm	3000 K	133 Lm/W	>90	PHILIPS
AA4254 66E940 LDU	1120x68x36mm	28 W	3916 Lm	14 W	1958 Lm	4000 K	140 Lm/W	>90	PHILIPS
AA4255 110E930 LDU	1680x68x36mm	41 W	5580 Lm	28 W	3720 Lm	3000 K	135 Lm/W	>90	PHILIPS
AA4255 110E940 LDU	1680x68x36mm	41 W	5874 Lm	28 W	3916 Lm	4000 K	142 Lm/W	>90	PHILIPS
AA4256 143E930 LDU	2519x68x36mm	61 W	8370 Lm	28 W	3720 Lm	3000 K	136 Lm/W	>90	PHILIPS
AA4256 143E940 LDU	2519x68x36mm	61 W	8811 Lm	28 W	3916 Lm	4000 K	143 Lm/W	>90	PHILIPS

## B COLORS

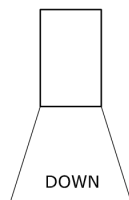
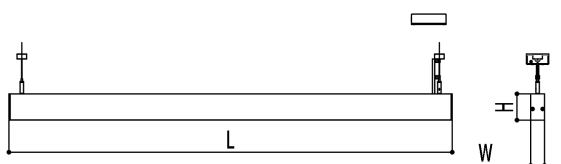
WHITE	.W
GRAY	.GR
BLACK	.BK
OTHER RAL COLORS	ON REQUEST

## C DIMMABLE

DALI	.TD
1-10V	.D1-10

**5** warranty  
YEARS

## LEGACY LD



### DIMENSIONS:

846x68x36mm  
1120x68x36mm  
1680x68x36mm  
2519x68x36mm

### CONFIGURATION REF.= A+B+C

example: AA4257 33E930 LD-W-TD

## A LEGACY LD (Down)

REF. №	Dimensions L/W/H	Power W	Luminous flux Lm	Color temperature K	Efficiency Lm/W	CRI	LED module and driver
AA4257 33E930 LD	840x68x36mm	23 W	2937 Lm	3000 K	128 Lm/W	>90	PHILIPS
AA4257 33E940 LD	840x68x36mm	21 W	2937 Lm	4000 K	140 Lm/W	>90	PHILIPS
AA4258 44E930 LD	1120x68x36mm	28 W	3720 Lm	3000 K	133 Lm/W	>90	PHILIPS
AA4258 44E940 LD	1120x68x36mm	28 W	3916 Lm	4000 K	140 Lm/W	>90	PHILIPS
AA4259 66E930 LD	1680x68x36mm	41 W	5580 Lm	3000 K	136 Lm/W	>90	PHILIPS
AA4259 66E940 LD	1680x68x36mm	41 W	5874 Lm	4000 K	143 Lm/W	>90	PHILIPS
AA4260 99E930 LD	2519x68x36mm	61 W	8370 Lm	3000 K	137 Lm/W	>90	PHILIPS
AA4260 99E940 LD	2519x68x36mm	61 W	8811 Lm	4000 K	144 Lm/W	>90	PHILIPS

## B COLORS

WHITE	.W
GRAY	.GR
BLACK	.BK
OTHER RAL COLORS	ON REQUEST

## C DIMMABLE

DALI	.TD
1-10V	.D1-10